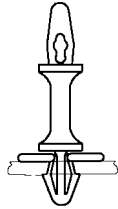

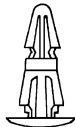


PLUGS, BUSHINGS & SPACERS

PCB SUPPORTS

TENSION FIT		Maximum chassis thickness of 1.8mm. Tension Fit 
Part No.	Spacing	
10101	4.8mm	
10102	6.4mm	
10103	9.5mm	
10104	11.1mm	
10105	12.7mm	
10106	15.9mm	
10107	19.0mm	
10108	22.2mm	
10109	25.4mm	
LOCKING BARB		 Locking Barb Maximum PCB thickness of 1.6mm.
Part No.	Spacing	
10110	4.8mm	
10111	6.4mm	
10112	9.5mm	
10113	11.1mm	
10114	12.7mm	
10115	15.9mm	
10116	19.0mm	
10117	22.2mm	
10118	25.4mm	
For both Tension Fit & Locking Barb Mounting hole dia, in chassis is 4.8mm Mounting hole dia, in PCB is 4.0mm		

REVERSE LOCKING		Maximum chassis thickness of 1.8mm  Maximum PCB thickness of 1.6mm. Head dia 9.5mm Head height 1.8mm
Part No.	Spacing	
10129	3.5mm	
10130	5.0mm	
10131	6.4mm	
10132	8.0mm	
10133	8.0mm (13mm Dia Head)	
10134	9.5mm	
10135	12.0mm	
10136	14.0mm	
10137	18.0mm	
Mounting hole dia, in chassis is 5.5mm Mounting hole dia, in PCB is 4.0mm		